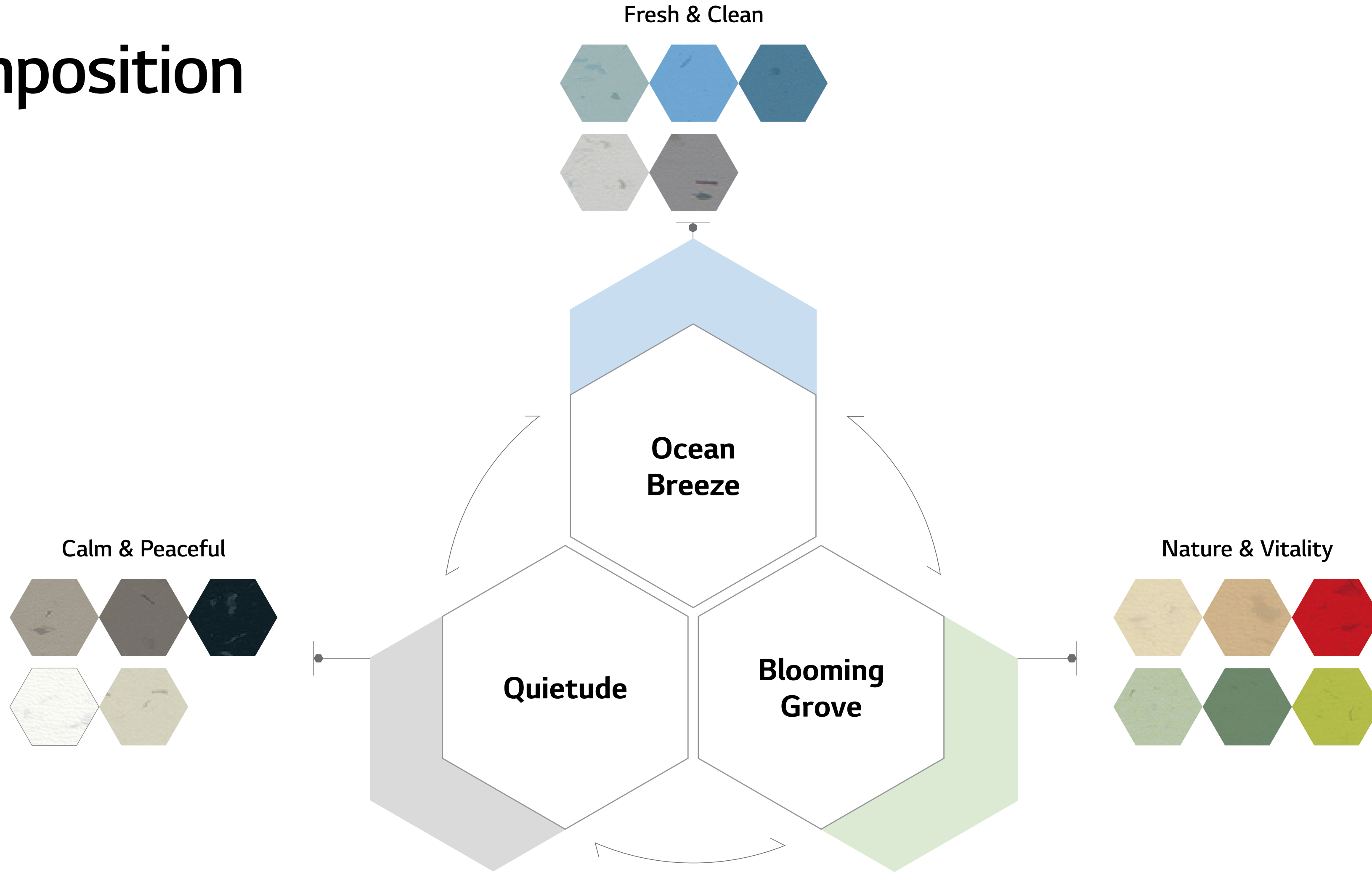


ATMOSPHERE

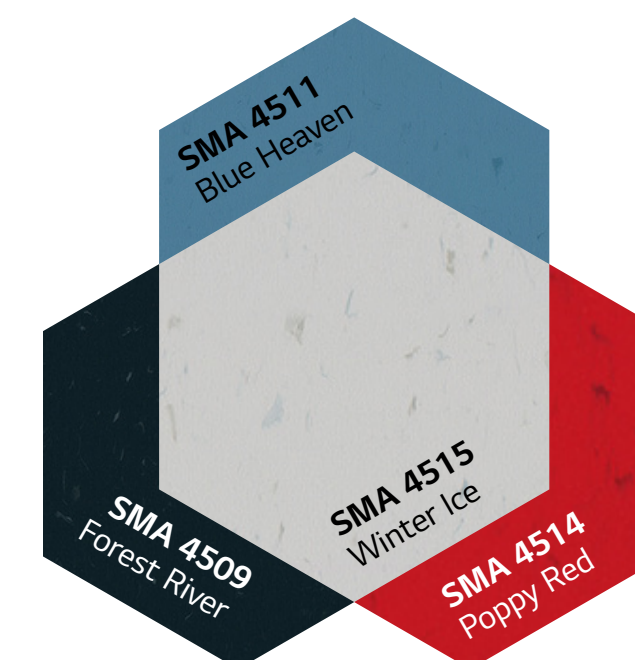
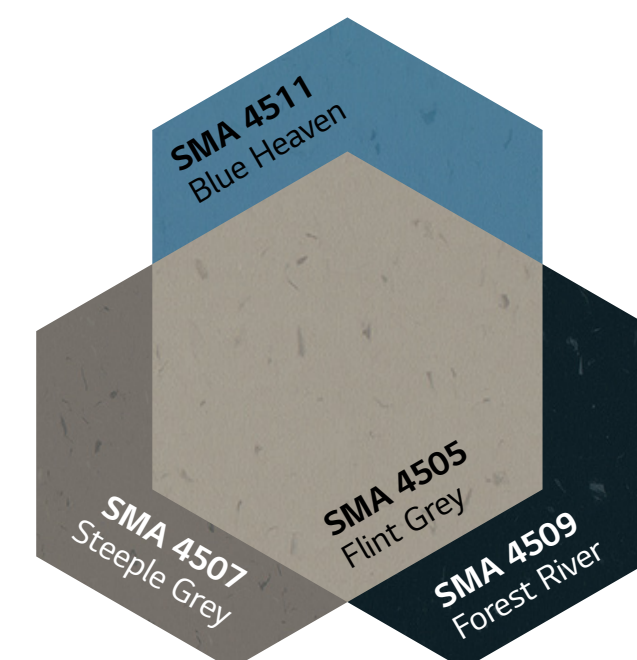
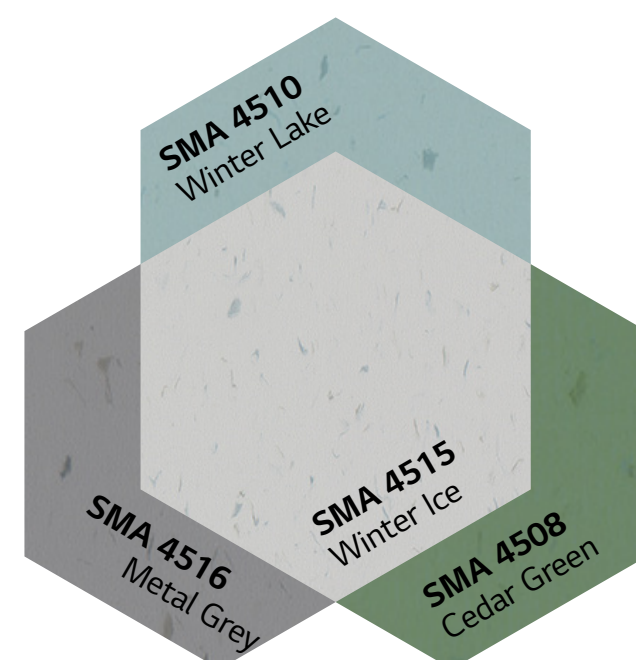
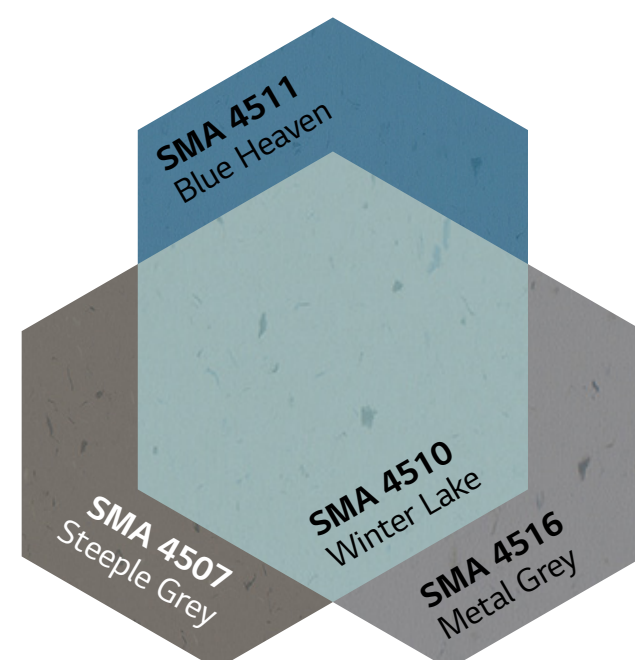
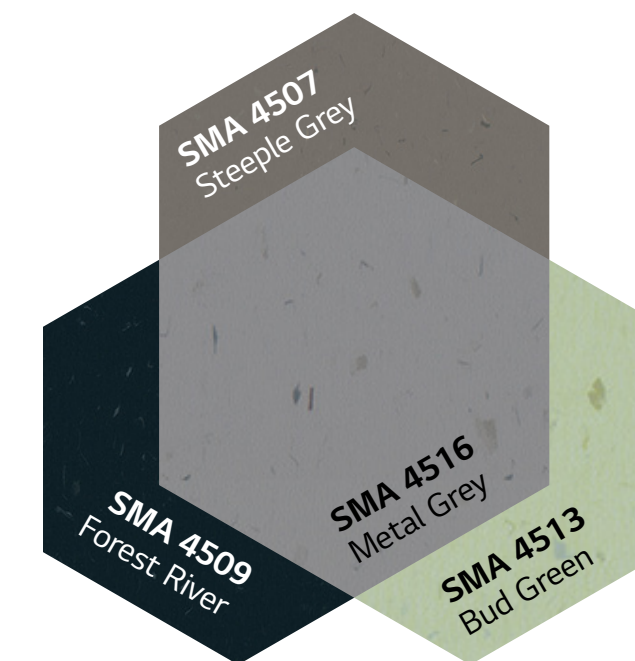
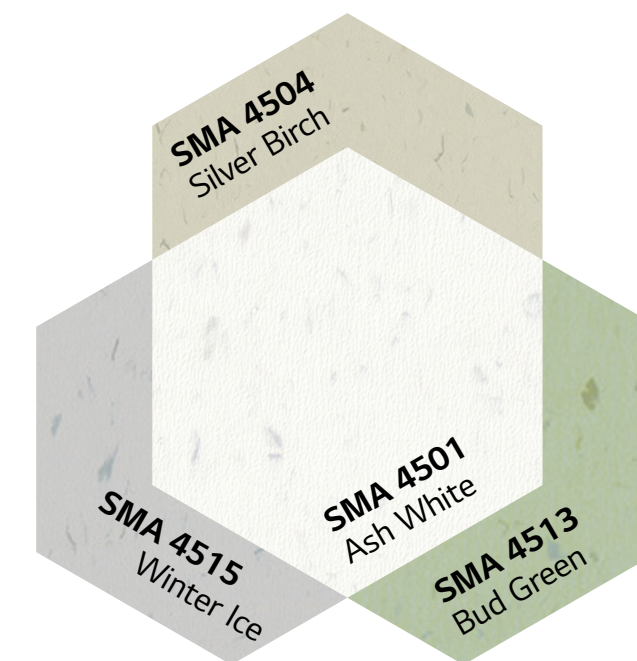
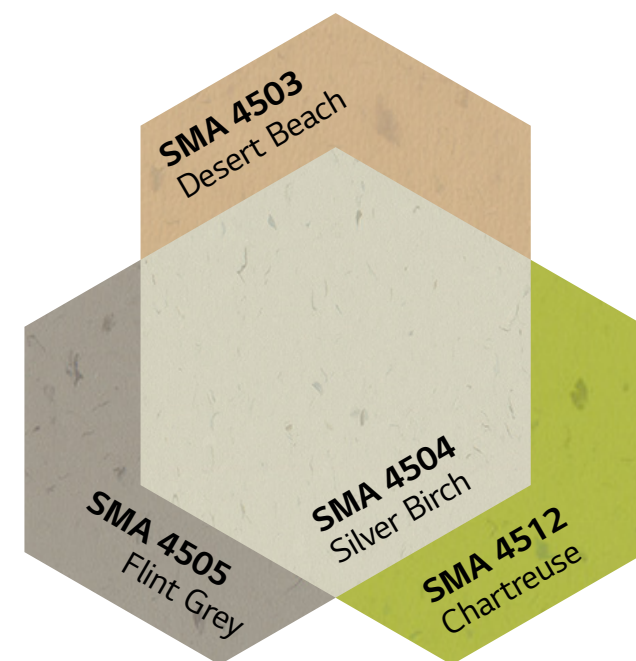
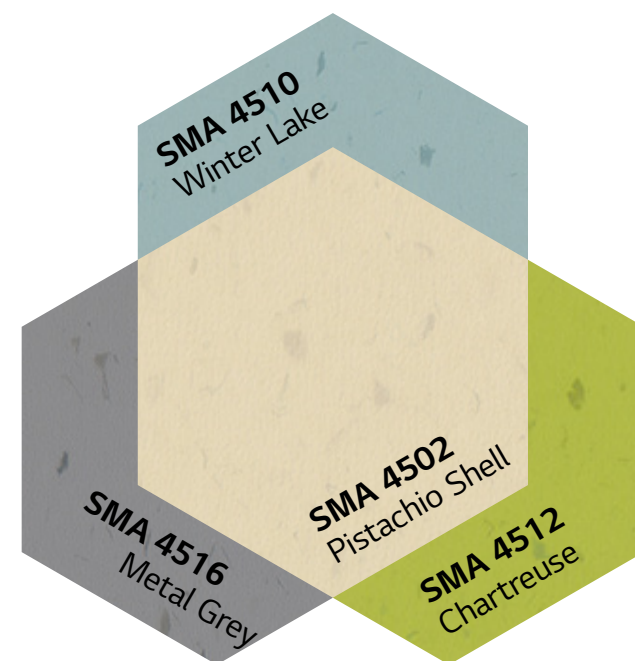
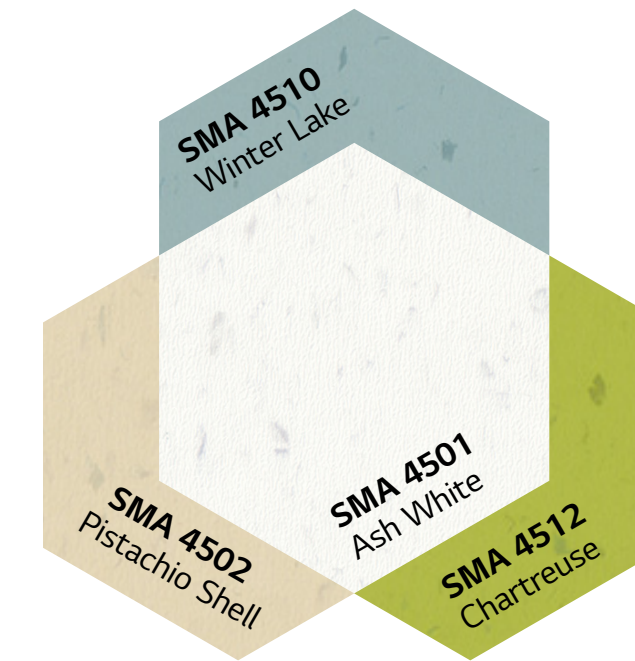
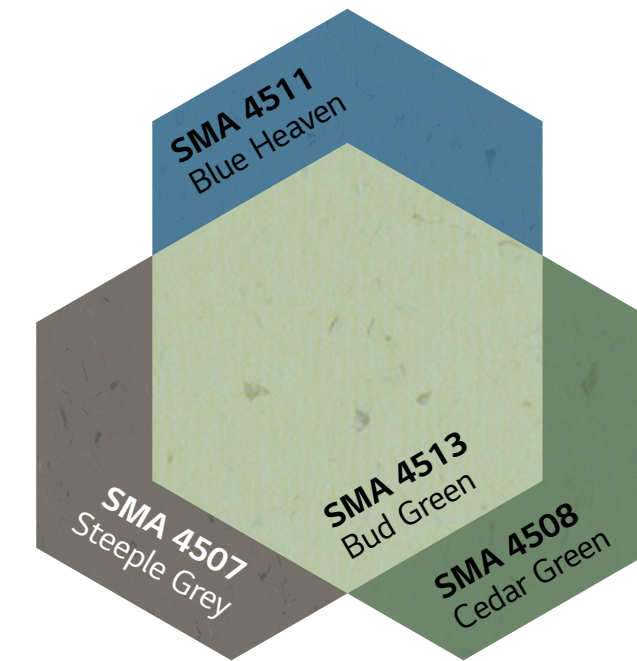
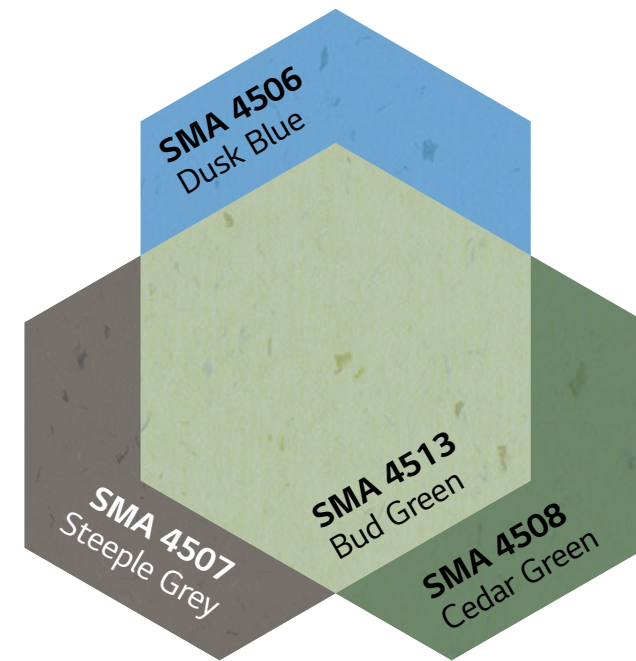
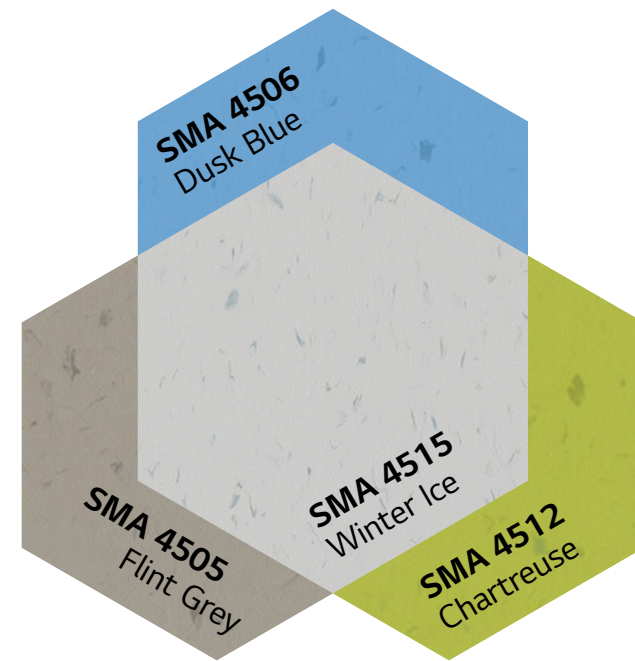
www.lxhausys.com

Color Composition



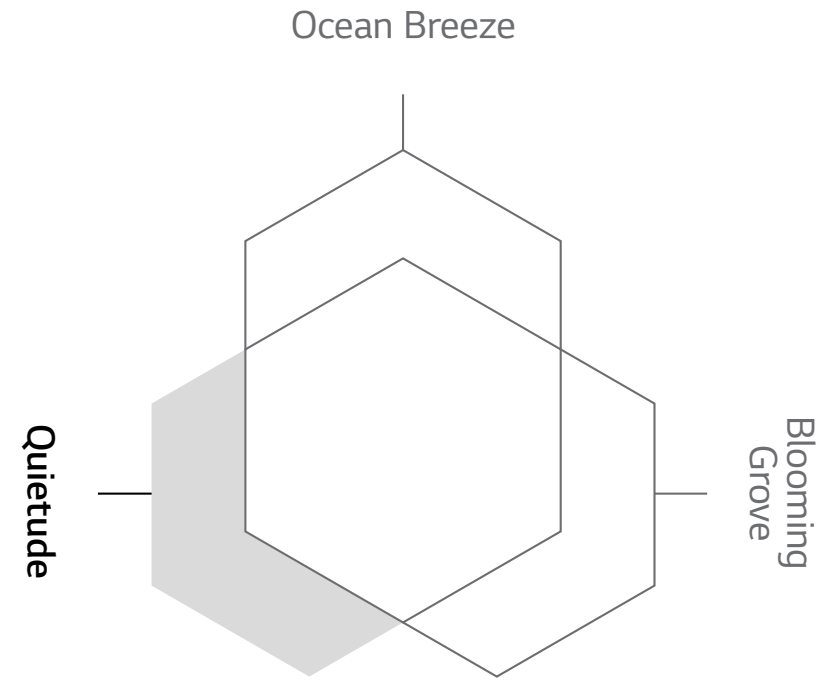
- SMA 4501 Ash White
- SMA 4502 Pistachio Shell
- SMA 4503 Desert Beach
- SMA 4504 Silver Birch
- SMA 4505 Flint Grey
- SMA 4506 Dusk Blue
- SMA 4507 Steeple Grey
- SMA 4508 Cedar Green
- SMA 4509 Forest River
- SMA 4510 Winter Lake
- SMA 4511 Blue Heaven
- SMA 4512 Chartreuse
- SMA 4513 Bud Green
- SMA 4514 Poppy Red
- SMA 4515 Winter Ice
- SMA 4516 Metal Grey

Color Composition



ATMOSPHERE

QUIETUDE



NO.1

If you need a space for calm & relaxation...
 Suggest monotone shades of color from white to grey.
 Hospital's lobby, examination room, etc. Quietude concept
 can tidy up the high complexity space with relaxation.
 Completing a comfortable atmosphere.



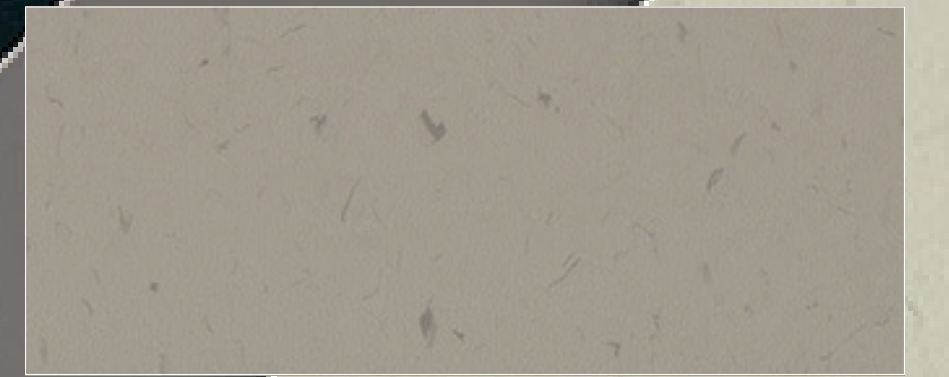
Ash White
SMA 4501



Silver Birch
SMA 4504




Flint Grey
SMA 4505



Steeple Grey
SMA 4507

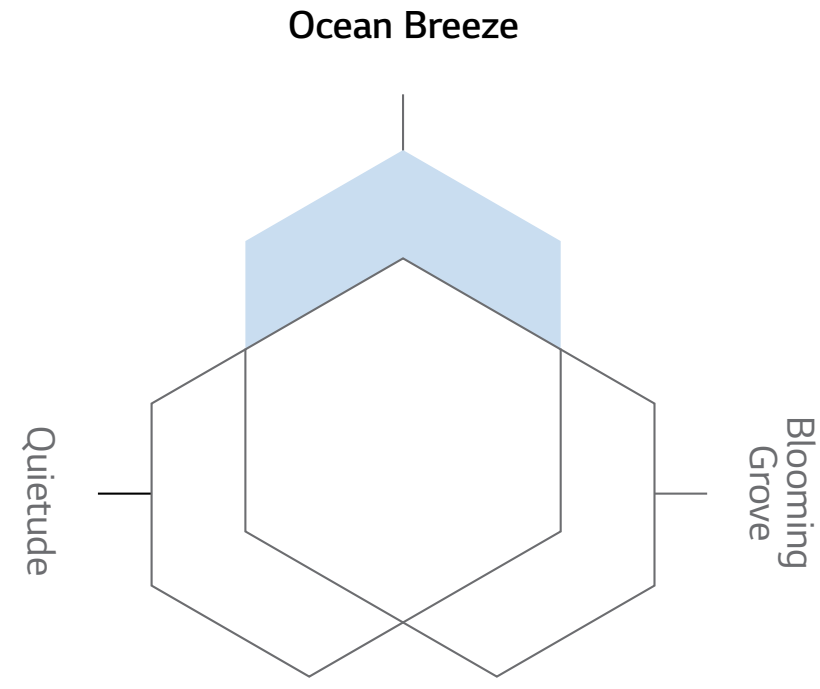


Forest River
SMA 4509



ATMOSPHERE

OCEAN BREEZE



NO.2

As if you were looking at the endless emerald sea... If you want to feel calm... Key concept of Ocean Breeze is feeling of refreshed clean blue tone and its variations of colors. Having a warm feeling for operating rooms even surrounded by sophisticated systems at the same time, it gives balance and harmony to the space required.



Winter Ice
SMA 4515




Metal Grey
SMA 4516




Winter Lake
SMA 4510



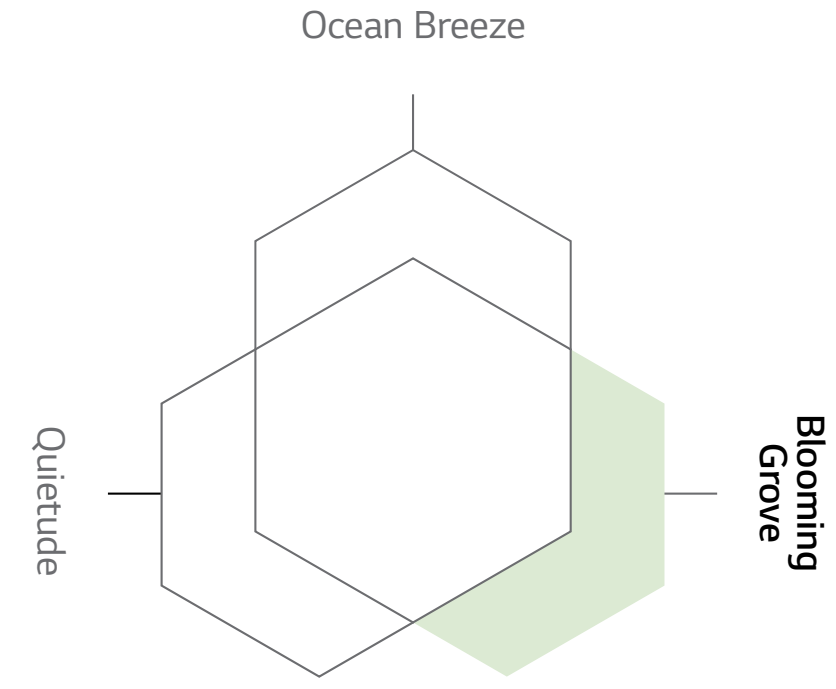
Dusk Blue
SMA 4506



Blue Heaven
SMA 4511



ATMOSPHERE



BLOOMING GROVE

NO.3

Standing in a small forest full of wild flowers... If you want to provide a nature-friendly experience... Blooming concept is mainly used for spaces such as hospital rooms and lobbies. Red and green tones blend with grove concept, it reminds you of a fresh and vibrant nature. It gives the effect of a relaxing space to ease tension in an unfamiliar space.



Bud Green
SMA 4513




Cedar Green
SMA 4508




Chartreuse
SMA 4512



Pistachio Shell
SMA 4502



Desert Beach
SMA 4503



Poppy Red
SMA 4514





Lobby

A mix of grey and low saturated blue can relieve stress and anxiety. It keeps the place calm and peaceful even with a large crowd.

Ocean Breeze



Quietude


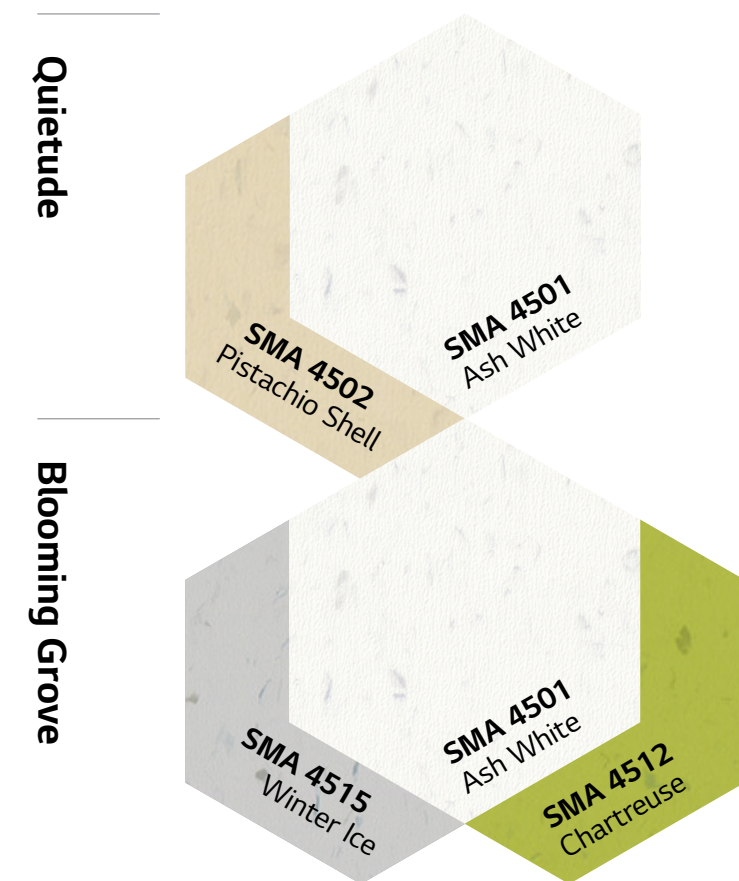


Winter Ice SMA 4515 Metal Grey SMA 4516 Blue Heaven SMA 4511 Steeple Grey SMA 4507



Reception

Dichotomy in the workplace with different tones of color can improve concentration level. Placing green next to the entrance gives feeling of nature and relieves tension before entering the room.

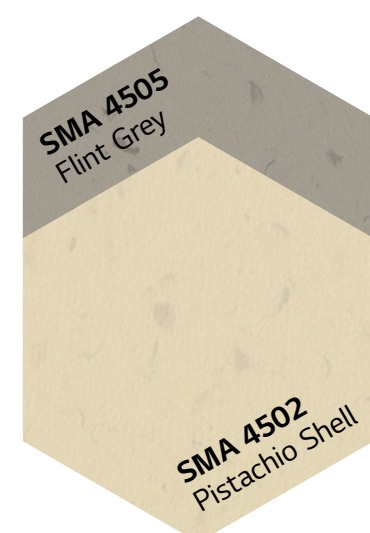


Ash White SMA 4501	Winter Ice SMA 4515	Pistachio Shell SMA 4502	Chartreuse SMA 4512
------------------------------	-------------------------------	------------------------------------	-------------------------------

Patient Room

Applications of a bright wood beige color in a multi-bed patient room can provide soothing and peaceful environments.

Ocean Breeze



Quietude




Pistachio Shell SMA 4502 Desert Beach SMA 4503 Flint Grey SMA 4505




Treatment Room

Green & Grey tone on tone color are suggested in the treatment room for patient's emotional stability.

Quietude



Blooming Grove

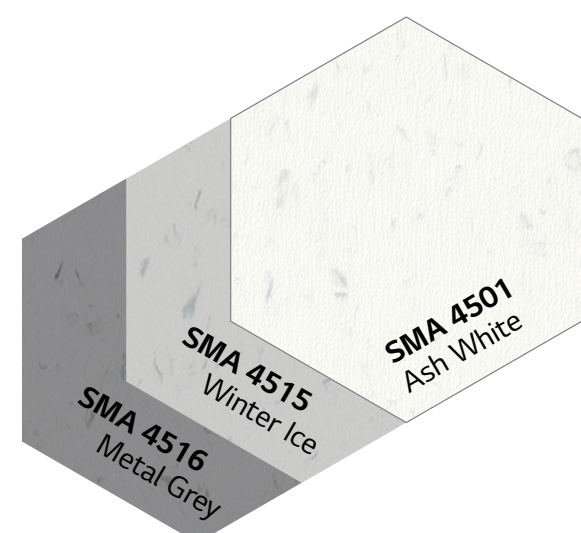


Bud Green SMA 4513 Cedar Green SMA 4508 Winter Ice SMA 4515 Metal Grey SMA 4516

Operating Room

In surgery rooms, minimal use of colors help keep the surgeon's high concentration level as key. The following colors are recommended to develop their focus and to keep lighting on the operating table.

Quietude



Metal Grey
SMA 4516

Ash White
SMA 4501

Winter Ice
SMA 4515




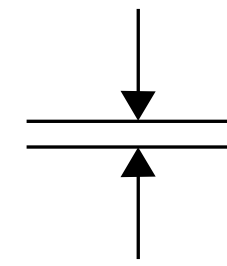
— STRUCTURE

2mm/T X 6.6ft/W X 68.58ft(50sqyd) / Roll



™ Highly dense
web-structured
coating

Thickness 2.0mm
(Homogeneous Sheet)



STRUCTURE 

APPLICATIONS

FEATURE

—
ATMOSPHERE
—

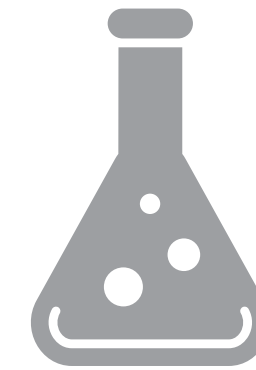
— APPLICATIONS



Healthcare



Education



Laboratory

STRUCTURE

APPLICATIONS 

FEATURE

FEATURE



Ultra Clean UV Surface Treatment

- Highly dense web-structured coating
※ Polish or wax coating is not allowed without stripping process
- High-density PUR surface treatment allows strong Betadine(iodine) resistance



Superior Durability

- Not easily worn out against heavy traffic
- Wear Resistance Group T(EN 660-2)



Anti - Bacteria treatment

- Bacteria cannot grow on top of material creating a safer environment
- Anti-Bacterial Activity(EN 22196)
S. aureus, E. Coli, K. pneumoniae, MRSA




M Shield

- High intensity, high density, Special surface treatment
- Surface coating provides scratch resistance



Phthalate & Heavy metal free

- Use phthalate free plasticizers only
- No hazardous ingredients used during production










Design Competitives

- It is a combination of spots designed based on the marble color, so it is possible to install various colors according to various uses
- Spot Chip was designed at the optimum ratio of color, size, and amount of mixture in consideration of users' psychological stability



Atmosphere ASTM

Specification	Standard		Atmosphere
 Thickness	ASTM F 386	min. 0.075in (1.9mm)	Pass
 Residual Indentation	ASTM F 1914	≤0.007in (0.18mm)	Pass
 Static Load Resistance (250, 750psi)	ASTM F 970	≤0.005in (0.13 mm) at 250lb (113.4kg)	Pass
 Flexibility	ASTM F 137	1 1/2in (38 mm) Mandrel	Pass(6mm Mandrel)
 Chemical Resistance(5min/24hr)	ASTM F 925	No more than a slight change	No change
Resistance to Heat	ASTM F 1514	ΔE≤8	Pass
Resistance to Light	ASTM F 1515	ΔE≤8	Pass
 Fire Test Data-Flame spread	ASTM F 648	(≥0.45W/cm ² , Class1)	Pass(Class 1)
 Fire Test Data-Smoke Evolution	ASTM F 662	≤450 for both flaming and non-flaming	Flaming: Pass Non-flaming: Pass

PACKING SPEC'S

Specification	Details
Pallet dimensions(L x W x H) / H: 2000mm	1130 x 870 x 2200mm
Pallet / Container	12Rolls / Pallet, 11Pallets / Container(20ft)
Sqyd per roll	50sqyd / Roll
Sqyd per pallet	600sqyd
Weight per roll	128.3kg / Roll = 282.9 LBS / Roll
Weight per pallet with rolls	3500 LBS / Pallet
Roll wrapping paper type	Craft paper with coating wrapping

ATMOSPHERE



www.lxhausys.com

For more information, Go to Website

 **LX Hausys**

Copyright © LX Hausys All rights reserved.